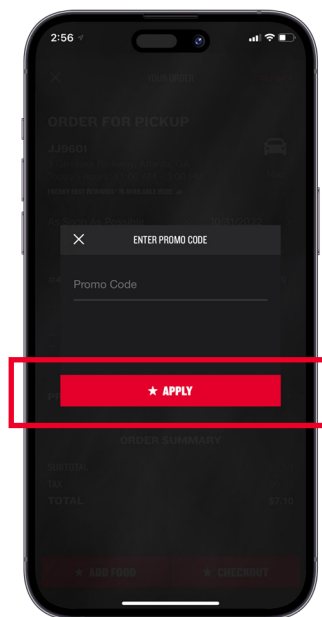
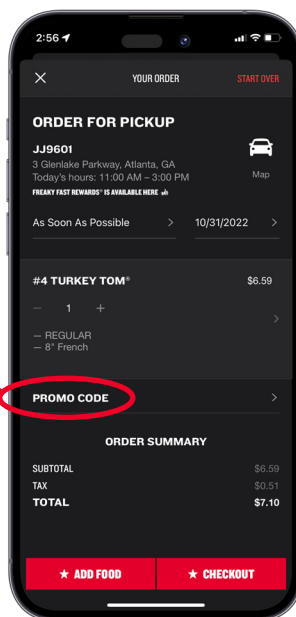





# HOW TO REDEEM PROMO CODES ON THE APP

- ★ OPEN THE JIMMY JOHN'S APP
- ★ LOG IN TO YOUR ACCOUNT
- ★ CHOOSE DELIVERY OR PICKUP
  - FOR DELIVERY, ENTER ADDRESS
  - FOR PICKUP, CHOOSE A STORE LOCATION
- ★ SELECT MENU ITEMS FOR YOUR ORDER
- ★ REVIEW ORDER
- ★ CLICK "PROMO CODE"
- ★ ENTER CODE & CLICK "APPLY"
- ★ SELECT PAYMENT TYPE
- ★ CLICK "PLACE ORDER"





*Remember!* ★ ★ ★ ★

**PROMO CODES CAN ONLY BE APPLIED ONLINE & MUST BE APPLIED PRIOR TO SUBMITTING THE ORDER**



# HOW TO REDEEM PROMO CODES ON THE WEBSITE

- ★ VISIT JIMMYJOHNS.COM
- ★ LOG IN TO YOUR ACCOUNT
- ★ CHOOSE DELIVERY OR PICKUP
  - FOR DELIVERY, ENTER ADDRESS
  - FOR PICKUP, CHOOSE A STORE LOCATION
- ★ SELECT MENU ITEMS FOR YOUR ORDER
- ★ ENTER CODE & CLICK “APPLY”
- ★ CLICK “CHECKOUT”
- ★ SELECT PAYMENT TYPE & CLICK “REVIEW ORDER”
- ★ CLICK “PLACE ORDER”



*Remember!* ★ ★ ★ ★

**PROMO CODES CAN ONLY BE APPLIED ONLINE & MUST BE APPLIED PRIOR TO SUBMITTING THE ORDER**